

Officers

President

Jim Dupler
317-241-7308
jdupler01@comcast.net

Vice President

Dick Gerard
317-841-9312
woodturn4@comcast.net

Secretary

James Purciful
317-867-2859
webmaster@cicaaw.org

Treasurer

Mike Hamilton
317-839-5445
mrbuddha@iquest.net

Librarian

Bob Anderson
317-769-6631
BobAnderson@tds.net

Central Indiana Chapter of the American Association of Woodturners

CICAAW Turnings

Volume 20, Issue 12

December 7, 2009

November Meeting Notes and Upcoming News

The November meeting was held at the Zionsville Boys and Girls Club, with Jim Dupler presiding and several attendees.

We had a demo in November given by Tim Kennedy. (See story on page 1.)

The calendar article is full of events...or maybe it's full of turducken. (See page 2.)


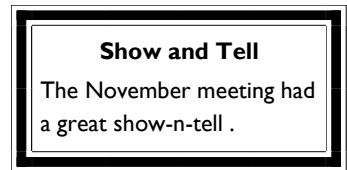
Members brought sassafras and walnut turning stock in to share for a donation.

We had a small raffle for gift certificates. Some club members are having happier Holidays...

Finally, it was announced that December's meeting will be

held at the Zionsville Boys and Girls Club on the 2nd Sunday, **December 13th at 2PM.** (See story on page 2.)

Hope to see you there!



November Meeting Demonstration

Tim Kennedy demonstrated three projects: spin tops, finger rings, and hand-chased threads. From a design perspective, Tim prefers tall spindles on his spin tops, but wants them very thin so they spin faster. He feels that a wider base is slower because it takes more force to spin it. Tim used a spindle gouge for material removal and a 1/4" home made round skew for the fine work.



He turns with the top's bottom at the tail stock end, allowing for a more accurate point where it spins. For decoration, Tim puts a little V-groove on the edge of the top's base. He then removes wood in stages, working his way toward the head stock. Next, Tim demonstrated finger rings (see photo above), which he had only begun turning a few days earlier. He holds them in the chuck jaws to hollow, then puts them on a tapered shaft as a drive center while turning the outside (pushing it tighter with his tool as necessary). Finally, Tim showed how he makes hand-chased thread

inserts (16 tpi). You need a lathe that runs slower, such as 200-300 RPM. CA glue helps stiffen the wood, and he'll even turn the lathe by hand some. The threads are put on inserts (that go in the final turning), that way they can be re-done if something goes wrong. Thanks Tim!



Inside this issue:

Nov. Meeting Notes & News	1
Nov. Meeting Demonstration	1
Calendar of Turning Events	2
Dec. Meeting at Boys & Girls Club	2

Central Indiana Chapter
of the American
Association of
Woodturners

Zionsville Boys and Girls Club
1575 Mulberry Street
Zionsville, IN 46077


E-mail: webmaster@cicaaw.org

We're on the web!
www.CICAaw.org

Pictures from the
November demo and
meeting can be found
on the website.

You can always get
newsletters (new or
old) and other news
from the club website
at:

www.cicaaw.org



Turning wood and making friends!

Member Notes:

- If you have a new email address, please send it to webmaster@cicaaw.org.
- Are you a new member and don't have a nametag yet? Just email webmaster@cicaaw.org.
- Have something you'd like to mention here? Let us know!
- Is there a demo idea you would like to see? Let us know!

Calendar of Turning Events

The calendar of events is also available on our web-site so you can check it anywhere, anytime!

Have a turning event to post here? Email it to webmaster@cicaaw.org please!

Dec. 13th 2 PM	CICAaw Meeting Demo: Jamie Donaldson Zionsville Boys & Girls Club	Jan. 22nd- Jan. 24th	Indy Woodworking Show CICAaw Booth Indiana State Fairgrounds
Jan. 10th 2 PM	CICAaw Meeting Demo: T.B.D. Zionsville Boys & Girls Club	April-ish	Purdue Wood Turnings Due Displayed in Alumni Center Botanical Center to Auction

December Meeting at Zionsville Boys and Girls Club

The December meeting will be held at the Zionsville Boys and Girls Club.

Jamie Donaldson will show us how the dyes he uses and the finishes he applies, really bring the grain and figure to new levels. Then, members who bring in curly pieces will get the opportunity to try it too.

Bring an unfinished but sanded turning, preferably with curl to show off how the colors POP the grain.

The wood should be light colored like maple, magnolia, poplar, hackberry. As long as it has curl, quilt, blister or other types of figure.

See you there!

What: CICAaw Meeting
When: Dec. 13th, 2PM-4PM.
Who: You and a friend!
Why: It's inspirational!

Where:
Zionsville Boys and Girls Club
1575 Mulberry Street
Zionsville, IN 46077

Directions from the north:

From US-421 and SR-32, go SOUTH on US-421. (2.0 miles)
Turn RIGHT onto W 156TH ST / COUNTY ROAD 200 S. (0.9 miles)
Turn LEFT onto COUNTY ROAD 950 E / PLEASANT VIEW RD / N 68TH RD.
Continue to follow N 68TH RD. (3.4 miles)
Turn LEFT onto ZIONSVILLE RD. / ZIONSVILLE-WHITESTOWN RD. (< 0.1 miles)

Directions from the south:

From I-465 and MICHIGAN Rd. (becomes US-421), go NORTH (2.8 miles)
Turn LEFT onto CR-550 S / TEMPLIN RD. (0.6 miles)
Turn LEFT onto S 1100 E / WILLOW RD. (0.1 miles)
Turn RIGHT onto TEMPLE AVE. (0.3 miles)
Turn LEFT onto TURKEY FOOT RD. (0.1 miles)
Turn SHARP RIGHT onto ZIONSVILLE RD. / ZIONSVILLE-WHITESTOWN RD. (0.9 miles)