

Officers

President

Jim Dupler
317-241-7308
jdupler01@comcast.net

Vice President

Dick Gerard
317-841-9312
woodturn4@comcast.net

Secretary

James Purciful
317-867-2859
webmaster@cicaaw.org

Treasurer

Mike Hamilton
317-839-5445
mrbuddha@iquest.net

Librarian

Bob Anderson
317-769-6631
BobAnderson@tds.net

Central Indiana Chapter of the American Association of Woodturners

CICAAW Turnings

Volume 20, Issue 7

July 1, 2009

June Meeting Notes and Upcoming News

The June meeting was held at the Zionsville Boys and Girls Club, with Jim Dupler presiding and 35 turners in attendance, including a grandson of one member and a young neighbor of another.

We had a triple demo in June given by Tim Kennedy. (See story on page 2.)

We'll have the Anchor Seal 55 gallon drum at the July meeting, so bring your empty gallon jugs (thick plastic is better if possible). It'll be \$10 per gallon.

The July meeting will be the annual picnic, featuring a professional lumber jack. There will be a pitch-in lunch as well. (See story on page 3.)

The calendar article is behind on its weeding and mowing. (See page 3.)

Finally, it was announced that July's meeting will be held at Don Skiles' Shop on the 2nd Sunday, **July 12th at 9AM**. It's our annual picnic.

(See story on page 4.)

Hope to see you there!



Show and Tell

The June meeting had a show-n-tell with a lot of variety. From dainty jewelry to mega-manly chip platter.




Inside this issue:

June Meeting Notes & News	1
June Meeting Demonstration	2
Calendar of Turning Events	3
July Get-Together Pitch-In Lunch	3
Donations	3
CICAAW Logo Shirts	4
July Meeting at Boys & Girls Club	4



Tim Kennedy has the highest ratio of “months volunteered to do a demo” to “months was a member of the club”. Please follow Tim’s great example and volunteer for a demo!

“He creates this shape roughly at the band saw, then adjusts it freehand on a belt sander.”



Thanks go to Mike Hamilton for hosting a few club members at his shop for some free turn time. Tim Kennedy also helped everyone there make a spatula.

June Meeting Demonstration

Tim Kennedy volunteered to do the June demo. Not only that, but he showed **three** different projects for his demo!

The first was a “magic wand”, which is great for kids, grand kids, or your next Halloween costume. (See photo, top center.)

Tim used elm for the demo wand. He mentioned that harder wood flexes less when it’s thin, but is harder to cut.

Tim had a homemade lathe-powered “pencil sharpener” for creating a taper on one end of the blanks. He then jammed these into the Morse taper of his head stock, providing greater support and less flexing as the wands got thinner.



You can use your fingers under and behind the thin wand for support. Also, try reducing tail stock pressure some to reduce the flexing. Use high speed.

Next, Tim demonstrated making wooden “spatulas”. (See photo, top right.)

Tim makes many blanks for this project at once. (See photo, bottom right.) He suggests using close grained woods since the item will be used with food. Tim used a beeswax finish for the demo. The crowd also suggested using mineral oil as a food safe finish that won’t go rancid.

Starting with flat dry stock, he marks and band saws the board diagonally to get 2 spatulas

from each. Then he marks and band saws away most of the extra material (sometimes using a finished spatula to get this even closer).

When chucking, he uses a drive spur that has had the center point removed. He places two spurs on the paddle of the spatula blank to drives the piece during turning.



He turns each one from start to finish with the skew. You have to be careful not to try to cut uphill onto the blade part of the spatula or it will catch.

Just like with the wands, these are thin, so it becomes necessary to support the work with your (calloused) fingers. (See photo, center bottom.)



Tim says these are great for making chili meat or any similar dish where you’re stirring. The shaped end helps get into the corner of the pan.

He creates this shape roughly at the band saw, then adjusts it freehand on a belt sander. He also sands a flat face on each side. (See photo, right center.)

Finally, Tim showed us his hand



chased threading tools and how to use them.

He recommends threading the female threads into an insert that is then glued into a rabbit in your turned vessel. That way if something goes wrong, you just thread a new insert rather than having ruined the whole



vessel.

Chamfer the leading edge and start with the tool at an angle. Make sure your tool is already moving when it contacts the wood. Slowly develop the threads, with a light grip so the threads pull the tool.

Thanks Tim!

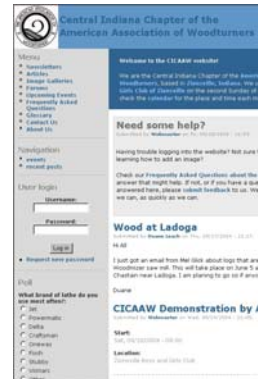


Calendar of Turning Events

The calendar of events is also available on our website so you can check it anywhere, anytime!

Have a turning event to post here? Email it to webmaster@cicaaw.org please!

July 12th 9 AM-5 PM <i>Picnic!</i>	CICA AW Annual Picnic Demo: Lumberjack Don Skiles' Shop	Oct. 16th- Oct. 18th	Turning 2009 Symposium Cincinnati, OH www.ovwg.org
August 9th 2 PM	CICA AW Meeting Demo: T.B.D. Zionsville Boys & Girls Club	Nov. 8th 2 PM	CICA AW Meeting Demo: T.B.D. Zionsville Boys & Girls Club
Sept. 13th 2 PM	CICA AW Meeting Demo: T.B.D. Zionsville Boys & Girls Club	Dec. 13th 2 PM	CICA AW Meeting Demo: T.B.D. Zionsville Boys & Girls Club
Oct. 11th 2 PM	CICA AW Meeting Demo: T.B.D. Zionsville Boys & Girls Club		



You can always get newsletters (new or old) and other news from the club website at:

www.cicaaw.org

July Get-Together Pitch-In Lunch

The July all-day get-together will include a pitch-in lunch! Please take a look at the list to the right to find out what you should bring. The sandwich stuff (meat, cheese, buns, etc.), soft drinks, plates, utensils, etc. will be provided. There will likely be coffee and snacks for the morning sugar rush. The food goes fast and attendees end up full of energy for the day's activities.

Notably, these events succeed due to the great way in which individuals help out while setting up, putting the food out, last-minute errands, and cleaning up. If anyone can help in the kitchen area with setting out food and making things happen, please pitch-in...this usually falls on the same people and we should spread the fun. Thanks in advance!

Please bring the following items according to your last name:
Last names A-M:
Desserts, chips, snacks, condiments, pickles, olives, etc.
Last names N-Z:
Covered dishes or salads, such as baked beans, casseroles, potato salad, etc.
Again, the meat, buns, and soft drinks will be provided.

“Tim also donated some blanks for making things from his demo (wands and spatulas).”

Donations

Thanks to Tim Kennedy for donating a large walnut blank (with a crotch at one end). Thanks to Tim's neighbor for helping lug the thing to my car!! Tim also donated some blanks for making things from his demo (wands and spatulas).




Pictures from the June demo and meeting can be found on the website.

Central Indiana Chapter
of the American
Association of
Woodturners

Zionsville Boys and Girls Club
1575 Mulberry Street
Zionsville, IN 46077

E-mail: webmaster@cicaaw.org

We're on the web!
www.CICAaw.org



Turning wood and making friends!

Member Notes:

- If you have a new email address, please send it to webmaster@cicaaw.org.
- Are you a new member and don't have a nametag yet? Just email webmaster@cicaaw.org.
- Have something you'd like to mention here? Let us know!

CICAaw Logo Shirts

We are about done organizing a CICAaw shirt order. These will include the new club logo (see bottom left, this page). Once the order goes out, that's it. There will be sign up for shirts at the next meeting.

Sign up will include short or long sleeve preference. The shirts will most likely be a khaki type heavier cotton style. We are also getting some ball caps with the logo.

Any orders will have to include payment in advance this time.

So, if you're interested, sign up at the next meeting...before it's too late!

July Meeting at Don Skiles' Shop

The July meeting will be held at Don Skiles' Shop.

It will be our annual get-together and pitch-in. (See story on page 3.)

There will be a lumber jack demonstrating chainsaw techniques, open time at the lathes, wood donations, etc.

See you there!

What: CICAaw Meeting
When: July 12th, 9AM-4PM.
Who: You and a friend!
Why: It's educational!

Where:
Don Skiles' Shop
(See below for address).

Directions:

Skiles Electric
286 North. Gasoline Alley, Unit D
Indianapolis, IN 46222

Starting out at I-465 on the west side of Indy.
Get off I-465 at the Rockville East Exit.
Go east on Rockville Road.
At the 3rd traffic light, turn left onto Gasoline Alley.
Go approximately .5 miles.
Look for bright yellow "Earls" sign.
Turn into that driveway on left.
Shop is on the right.
We will have signs out on Gasoline Alley and in the driveway as there are several shops back in that area.