

Officers

President

Jim Dupler
317-241-7308
jdupler01@comcast.net

Vice President

Dick Gerard
317-841-9312
woodturn4@comcast.net

Secretary

James Purciful
317-867-2859
webmaster@cicaaw.org

Treasurer

Mike Hamilton
317-839-5445
mrbuddha@iquest.net

Librarian

Bob Anderson
317-769-6631
BobAnderson@tds.net

Central Indiana Chapter of the American Association of Woodturners

CICAAW Turnings

Volume 20, Issue 6

June 2, 2009

May Meeting Notes and Upcoming News

The May meeting was held at the Zionsville Boys and Girls Club, with Jim Dupler presiding and a lot of turners in attendance (one of which forgot to count).

We had a gadget demo in May given by various club members. (See story on page 2.)

There was a turning contest in May based on the March two-piece hollow form demo (see story on page 1).

There is a turning contest for June based on the April jewelry demo (see story on page 3).

June 6 is the annual Ladoga wood event if anyone wanted to go. (Not a CICAAW event.)

We'll have an Anchor Seal 55 gallon drum at the July meeting, so sign up for your gallons. It'll be \$10 per gallon.

The July meeting will be the annual picnic, featuring a professional lumber jack.

The calendar article is behind on its weeding and mowing. (See page 3.)

Finally, it was announced that June's meeting will be held at the **Zionsville Boys and Girls Club** on the 2nd Sunday, **June 14th at 2PM.**

(See story on page 4.)

Hope to see you there!



Show and Tell

The May meeting had a show-n-tell your Mother would be proud of...



Inside this issue:

May Meeting Notes & News	1
May Turning Contest Results	1
May Meeting Demonstration	2
Calendar of Turning Events	3
June Demo Preview	3
June Turning Contest	3
CICAAW Logo Shirts	4
June Meeting at Boys & Girls Club	4

May Turning Contest Results

The May turning contest was a two-piece hollow form based on the March demo by Clay Foster.

Adrian Syrck and Tim Kennedy won the contest with their beautiful piece.

Jim Dupler gets honorable mention for his entry.





Tim Kennedy brought several show-n-tell items and his contest entry, but he forgot his “gadget” items for the demo.

He’s such a great guy that he “volunteered” to give a demo in June on them.

Thank him when you see him please!

“...he adds brad nail tips to the story stick so that it can be pressed into the round stock to mark all the lines at once.”



Come to the June meeting to see how to make these beautiful yet functional devices. (See story on page 3.)

May Meeting Demonstration

For the June demo, we discussed helpful gadgets, gizmos, and jigs that CICAAW members have created or use for their woodturning.

Jim Dupler, Dick Gerard, Mike Hamilton, and Tim Kennedy all showed us some great ideas.

Mike showed us a vacuum pump system he is assembling. He started with an eBay purchase of a used pump (about \$40). It was a “wobble piston” type, so it runs more quietly. (See photo, top right.)

Dick showed us some angle gauges (for sharpening). He also showed a tap he uses with UHMW plastic to create jam/friction chucks that fit on his drive spindle. Finally, he showed another tap that he used to create a vacuum chuck. (See photo, top center.)



Jim showed us a go/no-go gauge for whether a tenon will work in his scroll chuck. He made it out of brass for increased wear resistance. (See photo, bottom right.)

Next, Jim showed us his sandpaper tree. He cuts up lots of strips of sandpaper and tucks them away by grit. (Jim advised to always use your wife’s best sewing scissors for this...) Then, he can pull out a strip of each grit and place them in the slots of the tree while working

through the grits on a turning. (See photo, left center.)

Jim then showed his band saw circle cutting template made from masonite/hardboard for wear resistance.

Next, Jim talked about how he always makes little “story sticks” for projects that he might make more than one copy of. He has tons of these around his shop from projects



over the years, but if he ever needs to make another whatever for whomever, then he can. (Remember to label them!)

For production turning where he plans on making dozens/hundreds of copies of a turning, he adds brad nail tips to the story stick so that it can be pressed into the round stock to mark all the lines at once. (See photo, bottom right.)

Of course, Jim suggested having lots of sizes/shapes of calipers on hand. For production work,




he’ll have a caliper for each different diameter and leave them set that way so the sizes can be quickly and repeatably checked for each copy of the turning.

Jim showed a beautiful bowl depth gauge he had made out of exotic wood, brass, and ebony knobs. He also had a parallel marking gauge made this way, but with brass half-round guides so it can follow around a bowl and mark its rim. (See photo, bottom right.)

Tim Kennedy told us about some of the jigs he uses as well.

Thanks to all those that shared their ideas. It was a pretty successful collaborative exchange of ideas.

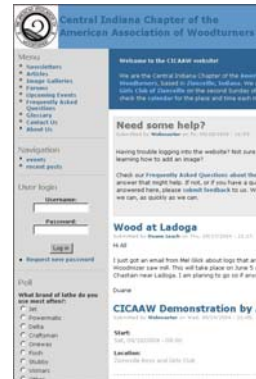


Calendar of Turning Events

The calendar of events is also available on our website so you can check it anywhere, anytime!

June 14th	CICAAW Meeting Demo: T.B.D. Zionsville Boys & Girls Club	July 12th 9 AM-5 PM Picnic!	CICAAW Annual Picnic Demo: Lumberjack Don Skiles' Shop
June 26th- June 28th	AAW National Symposium Albuquerque, NM www.woodturner.org	August 9th 2 PM	CICAAW Meeting Demo: T.B.D. Zionsville Boys & Girls Club
		Oct. 16th- Oct. 18th	Turning 2009 Symposium Cincinnati, OH www.ovwg.org

Have a turning event to post here? Email it to webmaster@cicaaw.org please!



You can always get newsletters (new or old) and other news from the club website at:

www.cicaaw.org

June Demo Preview

The demo will start with Tim's version of a magic wand. This project is great for developing your skills with the skew chisel on long slender spindles.

As the wand is turned thinner and thinner, Tim will demonstrate how he supports the work piece with his fingers.

Next, Tim will show you how

to make a cooking spatula using the same skill set used on the wand. He will discuss the types of wood to use and how to cut your turning blank. Then he will mount the thin wedge-shaped blank between centers and use a skew chisel to shape the spatula. This project can be a little exciting, because the blade portion of

the blank is very thin and flat and you are cutting mostly air.

Finally, Tim will demonstrate the basics on how to use thread chasers to make male and female threads. Mastering this technique is sure to give your lidded projects a great wow factor.



“Mastering this technique is sure to give your lidded projects a great wow factor.”

June Turning Contest

The June turning contest is turned jewelry based on the April demo by Judy Ditmer.

Rings, earrings, bracelets, necklaces, broaches, whatever. (Body piercings will be frowned upon however...)

You're probably better off making something new than trying to pry that treasured piece out of your spouse's hands...or off fingers or ears...




Pictures from the May demo and meeting can be found on the website.

Central Indiana Chapter
of the American
Association of
Woodturners

Zionsville Boys and Girls Club
1575 Mulberry Street
Zionsville, IN 46077

E-mail: webmaster@cicaaw.org

We're on the web!
www.CICAaw.org



Turning wood and making friends!

Member Notes:

- If you have a new email address, please send it to webmaster@cicaaw.org.
- Are you a new member and don't have a nametag yet? Just email webmaster@cicaaw.org.
- Have something you'd like to mention here? Let us know!

CICAaw Logo Shirts

Doug Bickel has once again volunteered to help the club out by organizing a CICAaw shirt order. These will include the new club logo (see bottom left, this page).

There will be sign up for shirts at the next meeting.

Sign up will include short or long sleeve preference. The shirts will most likely be a khaki type heavier cotton style. Doug also talked about getting some ball caps with the logo.

However, any orders will have to include payment in advance this time. Doug was on the hook trying to collect and deliver shirts for a lot of months last time.

So, if you're interested, sign up at the next meeting...and thank Doug for doing this!

June Meeting at Zionsville Boys and Girls Club

The June meeting will be held at the Zionsville Boys and Girls Club.

Tim Kennedy will be demonstrating turning a wand, a spatula, and hand thread chasing. (See story on page 3.)

There will also be a turning contest for turned jewelry. (See story on page 3.)

See you there!

What: CICAaw Meeting
When: June 14th, 2PM-4PM.
Who: You and a friend!
Why: It's educational!

Where:
Zionsville Boys and Girls Club
1575 Mulberry Street
Zionsville, IN 46077

Directions from the north:

From US-421 and SR-32, go SOUTH on US-421. (2.0 miles)
Turn RIGHT onto W 156TH ST / COUNTY ROAD 200 S. (0.9 miles)
Turn LEFT onto COUNTY ROAD 950 E / PLEASANT VIEW RD / N 68TH RD.
Continue to follow N 68TH RD. (3.4 miles)
Turn LEFT onto ZIONSVILLE RD. / ZIONSVILLE-WHITESTOWN RD. (< 0.1 miles)

Directions from the south:

From I-465 and MICHIGAN Rd. (becomes US-421), go NORTH (2.8 miles)
Turn LEFT onto CR-550 S / TEMPLIN RD. (0.6 miles)
Turn LEFT onto S 1100 E / WILLOW RD. (0.1 miles)
Turn RIGHT onto TEMPLE AVE. (0.3 miles)
Turn LEFT onto TURKEY FOOT RD. (0.1 miles)
Turn SHARP RIGHT onto ZIONSVILLE RD. / ZIONSVILLE-WHITESTOWN RD. (0.9 miles)